

BRINGING DATA INTO FOCUS

Introducing a flexible business management information and regulatory tool for the banking and financial sector.



Manage data more easily

ALL YOUR REPORTING REQUIREMENTS IN ONE FLEXIBLE SOLUTION

'What I'm Looking For' / WILFr is a powerful and flexible management information and regulatory reporting tool, which automatically imports data from multiple front and back office systems into a fully relational data warehouse in either MS SQL or Oracle. This provides a consolidated view of data, across the business, contained within a central point of reference allowing for a more detailed, transparent and accurate view of the business. WILFr provides a wide range of flexible reporting options, for a complete business reporting solution.

Why use separate applications to gather and report your data when you could find one product to do it all?

WILF Reporting handles complex data extraction from any system to provide a central view of management and business information, for all sizes of business, helping to reduce costs and save time.

For a short and easy product demonstration or to discuss your requirements please call us on **+44 (0)20 7246 6800**



Extract data directly from multiple banking systems including Aurius, Avaloq, Bancs, Bankmaster/BM+, Equation, Essence, Finacle, Flexcube, Kastle, Midas, MSS, Olympic, Phoebus, Profile, OBS, Signature/Agiliti, Systematics, T24 and from other sources including CRM (Salesforce, Dynamics), Accounting (Great Plains, Sage, SAP, Sun), Lending (CreditQuest, ICS, Phoebus, Sentinel) and MS SQL, Oracle, DB2, Informix, Postgres, XML, delimited & fixed length text files, MS Excel and MS Access.



Import and consolidate data into a relational database, giving you complete analysis, custom reports, data drilldown, graphical displays, Pivot tables and full SQL query access.



Flexible and powerful reporting that allows end-users or IT staff to create management & operational reports. This open approach puts the client firmly in control of their reporting requirements.




A solutions platform for business problems i.e. Risk Analysis, Stress Testing, Workflows, AML & Fraud, Tax Reporting (AEOI, CRS, FATCA & BBSI), COREP/FINREP, FSA & BoE reporting, FSCS, CASS & PSD.



Quick to implement, fast to roll out to the business & easy to use.

WHAT WILFr OFFERS



Management Information (MI) and Business Information (BI) Reporting

Consolidates data from multiple source systems into a central repository, providing a holistic view at board, management and business level, using a variety of reporting and display methods.



COREP & FINREP

An automated solution that utilises the XBRL engine to interpret taxonomies, allowing manual adjustments and easy submission to the European regulatory authorities. Offers full or 'lite' reporting options.



Tax Reporting (AEOI, CRS, FATCA & BBSI)

Data can be consolidated, validated and submitted using our flexible tool. We work with you to provide any identification analysis or to extract the data that will allow individuals and organisations to be correctly identified. Live in over 10 Banks.



FSCS

Our solution allows the generation of FSCS reporting that is fully compliant with PRA requirements. Our out-of-the-box solution supports both the current and new regulations, (Dec 2016). Live in over 20 Banks.



Regulatory Reporting FCA

Configure regulatory reports for your local jurisdiction in multiple formats (HTML, MS Excel, XML, text etc.) and submit them directly to your regulatory body at the touch of a button.



AML & Fraud Prevention

Provides the functionality to keep abreast of anti-money laundering and fraud obligations by monitoring customer transactions for suspicious activities and sanction list checking for new and existing customers and contacts.



Legacy & Archiving

Use as an archiving tool or as a legacy enquiry database following a system migration. Access your database to query account, customer and system details (including historic views) to reduce costs.



Liquidity Risk

Multiple scenario configuration to specify different stress situations with controllable outflows and mitigated actions. Allows the use of forward projections of liabilities, liquidity and capital requirements.



Query & Pivot Builder

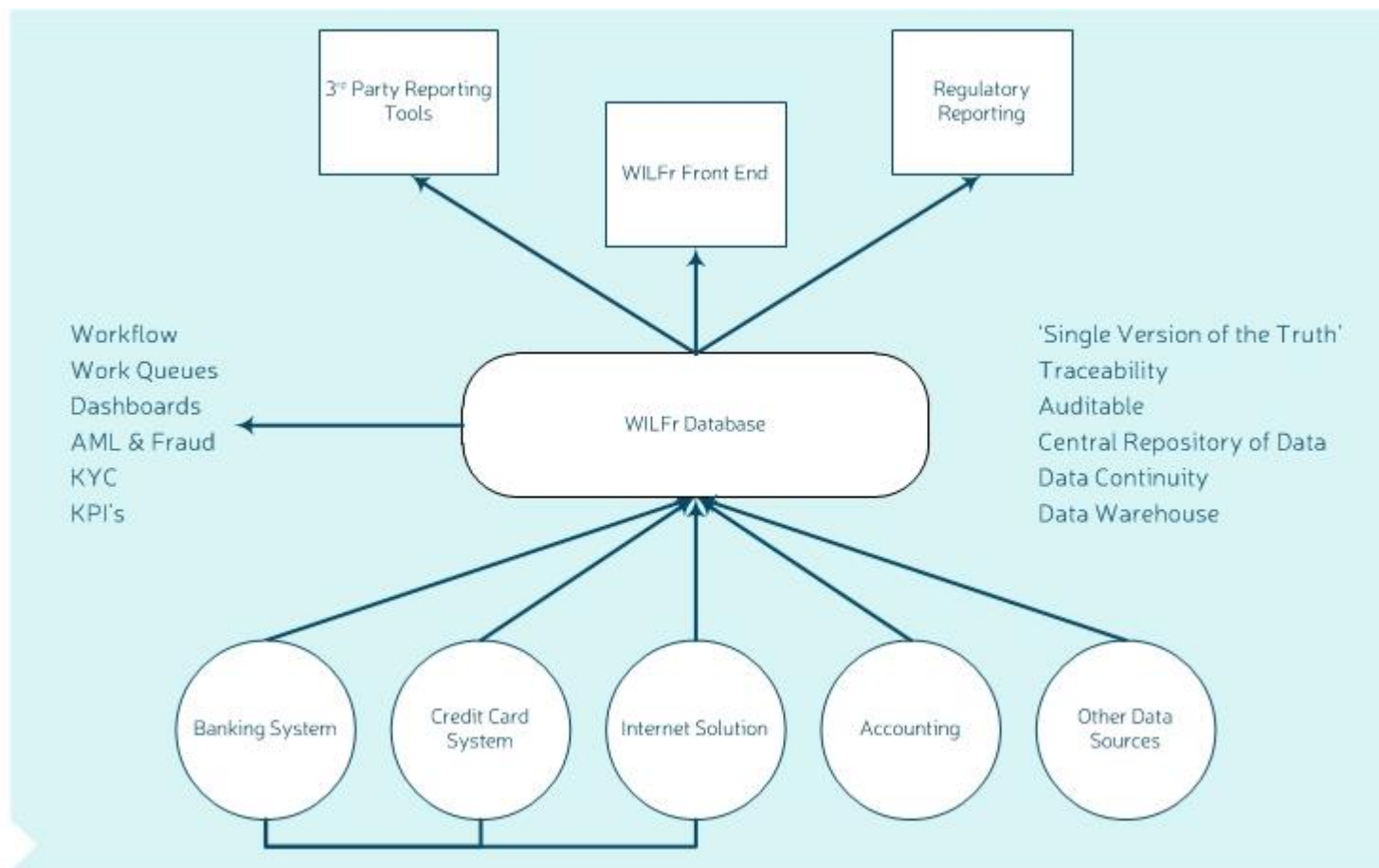
QueryBuilder is a user-friendly tool that allows users to create their own queries for use in dashboards and reports. Or create Pivot tables with our drag and drop functionality.



Additional Solutions

Current Account Switching Service (CASS)
GDRP
Product Sales Data (PSD)
Workflow
+ Additional Solutions

HOW WILFr WORKS



Single Version of the Truth

Controlled source of data ensures that any reports or extracts contain a uniform, standard set of data, ensuring no variation in the underlying data, removing the risk of conflicting or incorrect data submissions.

Traceability

Should errors be found they can be traced back to a central source for rectification. This allows the business to be more confident and secure in the validity of its data.

Auditability

The central source of data allows a consistent audit trail and control over all the businesses data.

Central Data Repository

A single source of data removes the risk of departments and individuals creating their own views on the data and the risk of erroneous data being reported to authorities and subsequent fines or investigations.

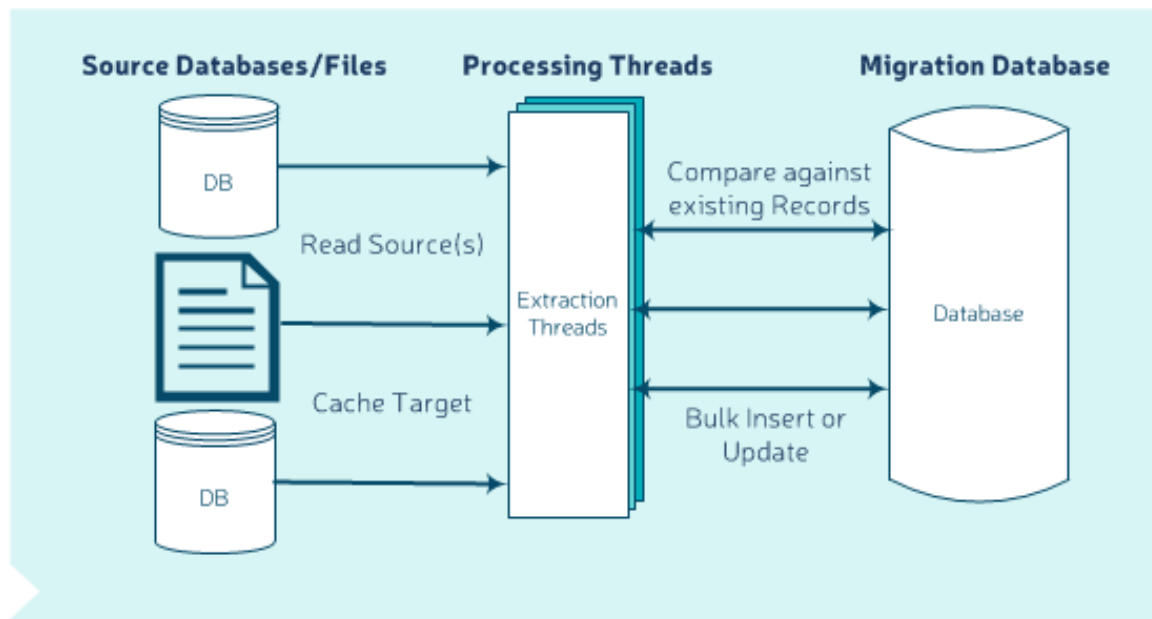
Data Continuity

The strength of the interfacing and extraction process allows new data sources to be added, or removed, without huge impact on the business and existing reporting structures.

Data Warehouse

A real data warehouse incorporating Dimensions (data that doesn't regularly change i.e. Address) and Facts (data that changes regularly i.e. Balance and P&L).

THE EXTRACTION PROCESS



- ✓ Unique interfacing and extraction process that is system independent allows data to be extracted from multiple sources and applications. It is not tied to any platform and is an area where we have huge amounts of experience and expertise.
- ✓ Extract data directly using automated import routines and user friendly GUI's into a fully relational database (either MS SQL or Oracle).
- ✓ Multi-threaded read & write for improved speed and bulk database updates.
- ✓ Direct read from multiple data source systems (no intermediate files), imported into a fully relational database (either MS SQL or Oracle).
- ✓ Extract data from multiple banking systems including Aurius, Avaloq, Bancs, Bankmaster/BM+, Equation, Essence, Finacle, Flexcube, Kastle, Midas, MSS, Olympic, Phoebus, Profile, OBS, Signature/Agiliti, Systematics, T24 and from other sources including CRM (Salesforce, Dynamics), Accounting (Great Plains, Sage, SAP, Sun), Lending (CreditQuest, ICS, Phoebus, Sentinel) and MS SQL, Oracle, DB2, Informix, Postgres, XML, delimited & fixed length text files, MS Excel and MS Access.
- ✓ Uses nHibernate standards meaning it is compatible with most industry standard databases.
- ✓ Includes accelerated custom read routines for selected banking system to enhance performance.
- ✓ A graphical interface facilitates the data load allowing the user to map fields from the source system to the WILFr database. If the source system does not provide a schema an interface is provided.
- ✓ Automated importing of data at the touch of a button cuts down the time it takes to generate data in different formats without the overhead of having to generate the data in a format the application understands. The process is fully automated on a daily or intra-daily basis.



Quick to deploy



Easy to add additional data sources and extract data



Legacy data can be held giving the possibility of the reduction of license fees

Did you know that WILFr can not only extract data from multiple systems but it can also feedback data after processing. This can allow the enhancement of existing data or supplement it.

REPORTING



WILFr is a powerful reporting tool that allows data to be analysed from within a modern relational database, thus allowing the full use of inbuilt or 3rd party reporting tools. Multiple reporting types allow users and IT staff to create different management and business reports with different degrees of complexity.

This open approach puts you firmly in control of your reporting requirements. This single platform consolidates data from many sources, removing the need for numerous and expensive reporting applications.

Dashboards and Widgets

All users can configure their dashboard to have a personalised view on their data. Built using the latest technologies, the dashboard uses pluggable widgets including interactive charts, grids, drilldowns, HTML and text, Pivot tables, custom links and module specific widgets. Dashboards can also contain enquiry grids, replicating banking views and web forms.

Variety of Reporting Styles

Utilising WILFr's in-built reporting styles or integrated 3rd party tools gives a powerful array of options, styles and levels of complexity. 3rd party supported reports include SSRS, Crystal Reports, MS Excel (including pivot tables), MS Word (including mail merge) plus historical text based banking application reports. WILFr's own reporting types include user reports, with multi-level drilldown facilities and powerful template reports that allows code to be injected giving more functionality than SQL.

Regulatory Reporting

Existing functionality to support COREP, FINREP, FSA, BoE and FSCS regulatory reporting. Allows direct submission to regulatory authorities plus administrative reports and widgets for error and validation.

Tax Reporting

AEOI, CRS, FATCA & BBSI – Submission tools available to allow management of tax reporting.

Out of the Box

WILFr provides out of the box reporting as well as giving the flexibility to create any reports. As long as the data is present then it can be reported on and as WILFr is not tied to any system or platform, no problem.

Web Forms

These allow data to be inserted, deleted or amended in the WILFr database. This allows data from disparate systems to be combined and provides cross platform reporting.

Query Builder

A simple point and click tool allows users to create their own queries with access to tables within the relational database. As WILFr maintains the table links are automatically understood by the Query Builder.

Pivot Table Widgets

Create *on-the-fly* pivot widgets with our simple drag and drop functionality

Key Performance Indicators

Provides a framework for adding KPI's that can be configured with upper and lower tolerances giving a graphical representation using 'traffic light' alerts.

How WILFr could work for you

BUSINESS BENEFITS

- ✓ A cost-effective solution for management information and regulatory reporting.
- ✓ Quick to implement and deploy.
- ✓ A consolidated view from multiple sources allows a holistic view of the business, giving a 'Single Version of the Truth'.
- ✓ Data continuity should data sources change.
- ✓ Powerful extraction engine can read from multiple data sources.

To find out about how your business could benefit from Fast-Fuse, or to arrange a DEMO, please contact us.

Clive Bowles
clive.bowles@fairmort.com
+44 (0)7785 507036

Jay Mortlock
jay.mortlock@fairmort.com
+44 (0)2072 466800

Fairmort Limited
South Quay Building
77 Marsh Wall
London
E14 9SH

 Visit our website www.fairmort.com

 Follow us on LinkedIn